

# LF Resilient MM Balanced Managed Fund X Accumulation

ISIN: GB00B2RHRS47

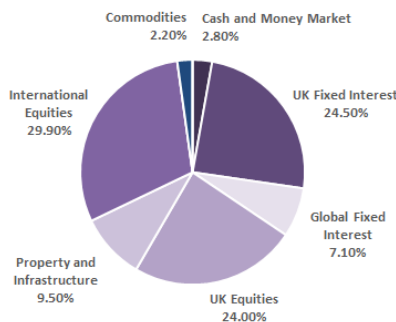
Platform availability:



## Investment Objective

To achieve a long term total return by investing primarily in collective investment schemes that invest into a range of asset classes that include fixed interest, UK and international equities and in collective investment schemes that invest in securities of entities whose principal interests are property, infrastructure or commodities. There will be no additional restrictions on geographical areas, industrial or economic sectors. The LF Resilient MM Balanced Managed Fund may also invest in transferable securities, money market instruments, cash and near cash, deposits and other investments to the extent that is permitted by the Regulations.

## Asset Allocation



## Technical Information as at 31st December 2018

Fund Size	£29.93m	Pricing Basis	Forward to 8.30 am*
Gross Yield	1.82%	ISA Status	Qualifying
Launch Date	11 Aug 2008	Number of Holdings	35
Ex Dividend Dates	30 Nov, 31 May	Regular Savings	£100 per month
Distribution Dates	31 Jan, 31 Jul	Link Dealing Line	0345 922 0044

Charges	OCF (31.05.18)	Initial Charge	Annual Charge	Sedol
Class 'X' Shares	1.28%	Nil	0.65%	B2RHRS4

A copy of the latest Prospectus and the KIIDs are available from Link Fund Solutions Limited, the Fund's Authorised Corporate Director. The fund is authorised in the United Kingdom by the Financial Conduct Authority. Link Fund Solutions Limited is authorised in the United Kingdom and regulated by the Financial Conduct Authority.

\* each Business Day

### Top 10 Holdings as at 31.12.18

Holder	%
iShares Index Linked Gilts ETF	4.47
M&G Credit Income GBP	4.28
SPDR BBG 1-5 Gilt ETF	4.04
Schroder Strategic Credit	3.63
MI 24 Dynamic Bond	3.63
Liontrust Special Situations	3.62
Tritax Big Box REIT	3.58
Investec UK Equity Income	3.52
The Renewables Infrastructure Group	3.52
M&G Global Floating Rate Note	3.50

## Risk and reward profile

Source: Key Investor Information Document as at 05/11/2018



This indicator shows how much a fund has risen and fallen in the past, and therefore how much a fund's returns have varied. It is a measure of a fund's volatility. The higher a fund's past volatility the higher the number on the scale and the greater the risk that investors in that fund may have made losses as well as gains. The lowest number on the scale does not mean that a fund is risk free.

The fund has been classed as 4 because its volatility has been measured as average.

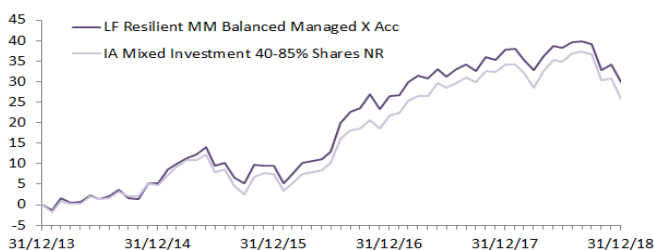
This indicator is based on historical data and may not be a reliable indication of the future risk profile of this fund

The risk and reward profile shown is not guaranteed to remain the same and may shift over time.

## Cumulative Fund Performance

Percentage Growth Total Return, Tax UK Net, In GBP

Source: Lipper for Investment Management



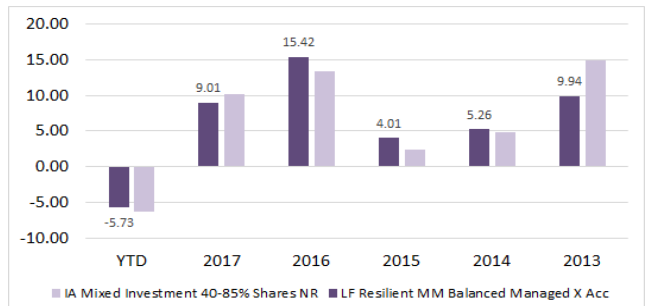
5 Years from 31.12.13 to 31.12.18

All performance data is sourced from Lipper for Investment Management

## Discrete Fund Performance in Calendar Years

Percentage Growth Total Return, Tax UK Net, In GBP

Source: Lipper for Investment Management



## Fund Performance

Time period ending 31.12.18

	3 month	6 months	1 year	3 years	5 Years
LF Resilient MM Balanced Managed X Acc (%)	-6.60	-6.03	-5.73	18.61	29.86
IA Mixed Investment 40-85% Shares (%)	-7.98	-6.75	-6.24	17.07	25.74
Quartile	1	2	2	2	1

Source: Lipper for Investment Management

## Dealing Details

### Link Fund Solutions Limited

PO Box 389,  
Darlington, DL1 9UF  
Dealing Line: 0345 922 0044  
Website: [www.linkfundsolutions.co.uk](http://www.linkfundsolutions.co.uk)

GHC Capital Markets Ltd: 0116 204 5500

Please note that LF Resilient MM Balanced Managed Fund is priced up to 24 hours after the valuations of their underlying holdings. Therefore, performance against the relevant sector can be affected positively or negatively depending on market movements.

This document is for the information of clients of GHC Capital Markets Ltd and is not intended as an offer or solicitation to buy or sell securities. The information given is believed to be correct but cannot be guaranteed and opinions constitute our judgement, which is subject to change. Certain investments carry a higher degree of risk than others, are less marketable and therefore may not be suitable for all clients who should always consult their investment adviser before dealing. The value of stocks, shares and units and the income from them may fall as well as rise and this also applies to interest rates and the Sterling value of overseas investments. Past performance is not necessarily a guide to future returns and investors may not get back the amount they invested. Any anticipated tax benefits depend upon an individual's circumstances and are subject to changes in legislation and regulation, which cannot be foreseen. Directors, employees and other clients of GHC Capital Markets Ltd may have an interest in securities mentioned by the firm but all officers operate a policy of independence which requires them to disregard any such interest when making recommendations. Note that telephone calls may be recorded. COPYRIGHT: © GHC Capital Markets Ltd, 2018. All rights reserved. No part of this publication may be reproduced, transmitted, transcribed, stored in a retrieval system, or translated into any language in any form by any means without the written permission of GHC Capital Markets Ltd.