

## LF Resilient MM Balanced Managed Fund X Accumulation

 Platform  
 availability:


 the whole of market wrap








### Investment Objective

To achieve a total return (the combination of income and capital growth), over any five year period, after all costs and charges have been taken.

Capital invested is at risk and there is no guarantee the objective will be achieved over any time period.

### Comparator Benchmark

IA Mixed Investment 40-85% Shares sector

### Technical Information as at 30th June 2020

Fund Size	£33.95m
Historic Yield	2.08%*
Launch Date	11 Aug 2008
Ex Dividend Dates	30 Nov, 31 May
Distribution Dates	31 Jan, 31 Jul
Pricing Basis	Forward to 8.30 am**

ISA Status	Qualifying
Number of Holdings	32
Regular Savings	£100 per month
Link Dealing Line	0345 922 0044

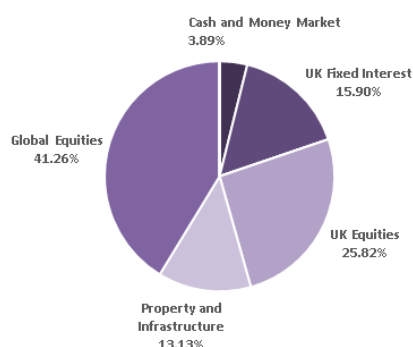
\*The Historic Yield reflects distributions declared over the past twelve months as a percentage of the mid-market unit price, as at the date shown. It does not include any preliminary charge and investors may be subject to tax on their distributions.

\*\* each Business Day

Charges	OCF (31.05.20)	Initial Charge	Annual Charge	Sedol
Class 'X' Shares	1.21%	Nil	0.65%	B2RHRS4

A copy of the latest Prospectus and the KIIDs are available from Link Fund Solutions Limited, the Fund's Authorised Corporate Director. The fund is authorised in the United Kingdom by the Financial Conduct Authority. Link Fund Solutions Limited is authorised in the United Kingdom and regulated by the Financial Conduct Authority.

### Asset Allocation




### Top 10 Holdings as at 30.06.20

	%
iShares Core UK Gilts ETF GBP	4.11
Legg Mason Japan Equity	4.08
SPDR Europe Healthcare	4.01
Tritax Big Box REIT	3.91
The Renewables Infrastructure Group	3.84
M&G Credit Income	3.77
Legg Mason RARE Global Infrastructure	3.76
Tritax Eurobox REIT	3.57
Ninety One UK Equity Income	3.54
Liontrust Special Situations	3.47

### Risk and reward profile

Source: Key Investor Information Document as at 12/06/2020



This indicator shows how much a fund has risen and fallen in the past, and therefore how much a fund's returns have varied. It is a measure of a fund's volatility. The higher a fund's past volatility the higher the number on the scale and the greater the risk that investors in that fund may have made losses as well as gains. The lowest number on the scale does not mean that a fund is risk free.

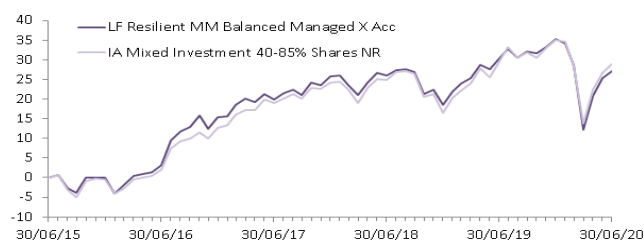
The fund has been classed as 4 because its volatility has been measured as average.

This indicator is based on historical data and may not be a reliable indication of the future risk profile of this fund

The risk and reward profile shown is not guaranteed to remain the same and may shift over time.

### Cumulative Fund Performance

Source: Lipper for Investment Management  
 Percentage Growth Total Return, Tax UK Net, in GBP

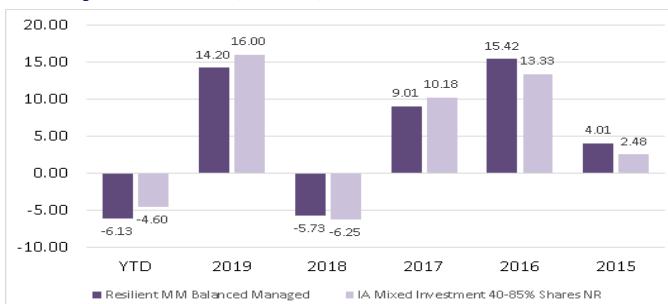


5 Years from 30.06.15 to 30.06.20

All performance data is sourced from Lipper for Investment Management

### Discrete Fund Performance in Calendar Years

Source: Lipper for Investment Management  
 Percentage Growth Total Return, Tax UK Net, in GBP



### Fund Performance

Time period ending 30.06.20

	3 month	6 months	1 year	3 years	5 Years
LF Resilient MM Balanced Managed X Acc (%)	13.12	-6.13	-2.27	6.03	27.01
IA Mixed Investment 40-85% Shares (%)	13.22	-4.60	-0.32	8.28	28.85
Quartile	3	3	3	3	3

Source: Lipper for Investment Management

Please note that LF Resilient MM Balanced Managed Fund is priced up to 24 hours after the valuations of their underlying holdings. Therefore, performance against the relevant sector can be affected positively or negatively depending on market movements.

### Dealing Details

#### Link Fund Solutions Limited

PO Box 389,  
 Darlington, DL1 9UF  
 Dealing Line: 0345 922 0044  
 Website: [www.linkfundsolutions.co.uk](http://www.linkfundsolutions.co.uk)

GHC Capital Markets Ltd: 0116 204 5500

This document is for the information of clients of GHC Capital Markets Ltd and is not intended as an offer or solicitation to buy or sell securities. The information given is believed to be correct but cannot be guaranteed and opinions constitute our judgement, which is subject to change. Certain investments carry a higher degree of risk than others, are less marketable and therefore may not be suitable for all clients who should always consult their investment adviser before dealing. The value of stocks, shares and units and the income from them may fall as well as rise and this also applies to interest rates and the Sterling value of overseas investments. Past performance is not necessarily a guide to future returns and investors may not get back the amount they invested. Any anticipated tax benefits depend upon an individual's circumstances and are subject to changes in legislation and regulation, which cannot be foreseen. Directors, employees and other clients of GHC Capital Markets Ltd may have an interest in securities mentioned by the firm but all officers operate a policy of independence which requires them to disregard any such interest when making recommendations. Note that telephone calls may be recorded. COPYRIGHT: © GHC Capital Markets Ltd, 2020. All rights reserved. No part of this publication may be reproduced, transmitted, transcribed, stored in a retrieval system, or translated into any language in any form by any means without the written permission of GHC Capital Markets Ltd.

A Member of The London Stock Exchange · Authorised and regulated by The Financial Conduct Authority ·  
 GHC Capital Markets Ltd · Registered office: Norwich House, 22-30 Horsefair Street, Leicester LE1 5BD · Registered in England and Wales number 3113332 · VAT registration number 844 2761 20