

WS Resilient MM Balanced Managed Fund X Accumulation



Investment Objective

To achieve a total return (the combination of income and capital growth), over any five year period, after all costs and charges have been taken.

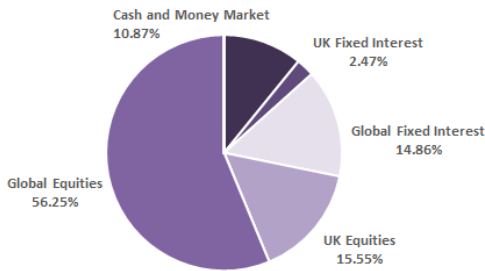
Capital invested is at risk and there is no guarantee the objective will be achieved over any time period.

Comparator Benchmark

IA Mixed Investment 40-85% Shares sector

The fund's performance may be compared against the Investment Association Mixed 40-85% Shares sector. Many funds sold in the UK are grouped into sectors by the Investment Association (the trade body that represents UK investment managers). The comparator benchmark has been selected as we consider it assists investors in evaluating the fund's performance against the performance of other funds invested in similar assets.

Asset Allocation



Technical Information as at 31st March 2026

Fund Size	£25.53m	ISA Status	Qualifying
Historic Yield	1.60%*	Number of Holdings	30
Launch Date	11 Aug 2008	Regular Savings	£100 per month
Ex Dividend Dates	30 Nov, 31 May	Initial Charge	Nil
Distribution Dates	31 Jan, 31 Jul	Annual Charge	0.65%
Pricing Basis	Forward to 8.30 am**	OCF (10.02.26)	1.14%



The main objective of the Dynamic Planner Risk Profiles and Fund Risk Profiling Service is to provide financial advisers and their clients with a meaningful measure of the long-term investment risk of fund strategies and a mechanism for selecting solutions appropriate for investor risk appetites and capacity for risk. Dynamic Planner has assigned a Risk Profile 6 to the Resilient MM Balanced Managed Fund.

The ongoing charges figure is based on expenses as at 30 November 2025. This figure may vary from year to year. The ongoing charges are taken from the income of the fund. They exclude portfolio transaction costs, except in the case of an entry/exit charge paid by the fund when buying or selling units in another collective investment undertaking

*The Historic Yield reflects distributions declared over the past twelve months as a percentage of the mid-market unit price, as at the date shown. It does not include any preliminary charge and investors may be subject to tax on their distributions.

** each Business Day


A copy of the latest Prospectus and the KIDs are available from Waystone Management (UK) Limited, the Fund's Authorised Corporate Director. The fund is authorised in the United Kingdom by the Financial Conduct Authority. Waystone Management (UK) Limited is authorised in the United Kingdom and regulated by the Financial Conduct Authority.

Top 10 Holdings as at 31.03.2026

Holder	%
Vanguard FTSE 100 ETF	4.62
SPDR FTSE UK All Share	4.31
HSBC FTSE 250	4.15
Fidelity Emerging Markets	3.92
L&G Battery Value Chain	3.84
Fidelity Index Japan	3.83
iShares MSCI Japan UCITS GBP	3.83
iShares MSCI Emerging Markets	3.79
L&G ETFS ISE Cyber Security GBP	3.75
Vanguard FTSE Developed Asia ex Japan	3.62

Risk and reward profile

Source: Key Investor Information Document as at 10/02/2026



This indicator shows how much a fund has risen and fallen in the past, and therefore how much a fund's returns have varied. It is a measure of a fund's volatility. The higher a fund's past volatility the higher the number on the scale and the greater the risk that investors in that fund may have made losses as well as gains.

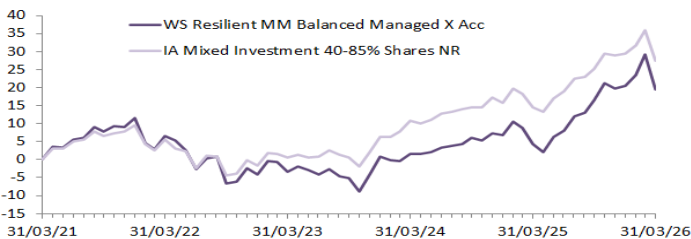
The fund has been classed as 4 because its volatility has been measured as average.

This indicator is based on historical data and may not be a reliable indication of the future risk profile of this fund

The risk and reward profile shown is not guaranteed to remain the same and may shift over time. The lowest number on the scale does not mean that a fund is risk free.

Cumulative Fund Performance

Source: Lipper for Investment Management



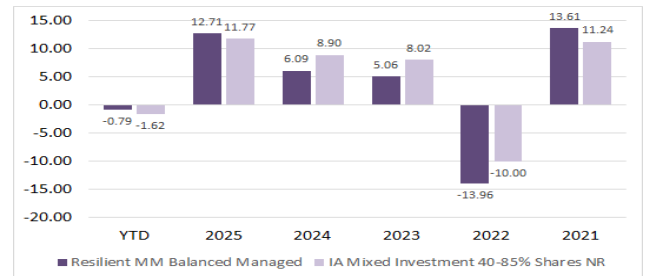
5 Years from 31.03.21 to 31.03.26

All performance data is sourced from Lipper for Investment Management

Discrete Fund Performance in Calendar Years

Source: Lipper for Investment Management

Percentage Growth Total Return, Tax UK Net, In GBP



Fund Performance

Time period ending 31.03.26

	3 month	6 months	1 year	3 years	5 years
WS Resilient MM Balanced Managed X Acc (%)	-0.79	2.53	14.52	23.76	19.51
IA Mixed Investment 40-85% Shares (%)	-1.62	1.71	11.25	26.54	27.37
Quartile	4	2	1	3	4

Source: Lipper for Investment Management

Please note that WS Resilient MM Balanced Managed Fund is priced up to 24 hours after the valuations of their underlying holdings. Therefore, performance against the relevant sector can be affected positively or negatively depending on market movements.

The LF Resilient MM Balanced Managed Fund has changed name to the WS Resilient MM Balanced Managed Fund as at 02.10.23. This is following the change of ACD from Link Fund Solutions Limited (LF) to Waystone Management Limited (WS).

This document is for the information of clients of GHC Capital Markets Ltd and is not intended as an offer or solicitation to buy or sell securities. The information given is believed to be correct but cannot be guaranteed and opinions constitute our judgement, which is subject to change. Certain investments carry a higher degree of risk than others, are less marketable and therefore may not be suitable for all clients who should always consult their investment adviser before dealing. The value of stocks, shares and units and the income from them may fall as well as rise and this also applies to interest rates and the Sterling value of overseas investments. Past performance is not necessarily a guide to future returns and investors may not get back the amount they invested. Any anticipated tax benefits depend upon an individual's circumstances and are subject to changes in legislation and regulation, which cannot be foreseen. Directors, employees and other clients of GHC Capital Markets Ltd may have an interest in securities mentioned by the firm but all officers operate a policy of independence which requires them to disregard any such interest when making recommendations. Note that telephone calls may be recorded. COPYRIGHT: © GHC Capital Markets Ltd, 2025. All rights reserved. No part of this publication may be reproduced, transmitted, transcribed, stored in a retrieval system, or translated into any language in any form by any means without the written permission of GHC Capital Markets Ltd.

Dealing Details

Waystone Management (UK) Limited
3rd Floor, 29 Wellington Street,
Central Square, Leeds, LS1 4DL
Dealing Line: 0345 922 0044
Website: www.waystone.com

GHC Capital Markets Ltd: 0116 204 5500